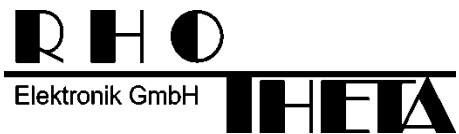


User Manual

Obstacle Light



Edited by:

RHOTHETA Elektronik GmbH
Kemmelpark
Dr.-Ingeborg-Haeckel-Str. 2
82418 Murnau
Germany

Tel.: +49 8841 4879 - 0
Fax: +49 8841 4879 - 15

Internet: www.rhotheta.de
E-Mail: email@rhotheta.de

*Copyright © RHOTHETA Elektronik GmbH
All rights reserved
- Issue: 2016/09/05 [Rev 1.00]
- Document-ID: 12-9-2-0025-3-1-60*

Note

The manufacturer reserves the right to make modifications at any time and without previous information of the here described product.

Content

1 General Description..... 4

2 Single Obstacle Light 4

 2.1 Description.....4

 2.2 Mounting5

 2.3 Technical Characteristics6

3 Double Obstacle Light..... 7

 3.1 Description.....7

 3.2 Mounting and Wiring.....8

 3.3 Technical Characteristics10

1 General Description

The Obstacle Light is an optional safety accessory for the RT-1000 antenna mast. There exist two orderable variations: Single Obstacle Light and Double Obstacle Light. Both variations are intended for mounting on the top of the RT-1000 antenna mast.

2 Single Obstacle Light

2.1 Description

Single Obstacle Light is a single-light-construction, which contains a light bulb in its housing and a corresponding mounting frame.




2.2 Mounting

Please mount Single Obstacle Light according the following picture. The appropriate screws and screw nuts are included in the delivery.



2.3 Technical Characteristics



For the Technical Characteristics please see the manufacturer's datasheet below.




Single Obstruction Light

Elevated – low intensity – omni-directional

LUCEBIT

Lights
Obstruction
POL



POL 1

Single Obstruction Light POL 1

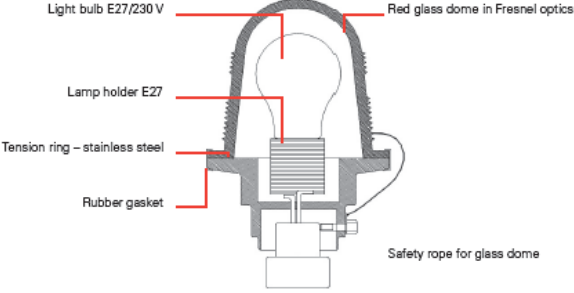
POL 1
Single obstruction light (light bulb) 10 cd

Omni-directional light for the marking of obstacles in flight safety zones

Technical data

	POL 1	POL 1 LED	POL 1H LED
Light fitting	Light bulb E27	LED	LED
Voltage supply	230 V, 50 Hz, 100 W	230 V, 50 Hz, 4.7 W	230 V, 50 Hz, 9.7 W
Brightness red	10 cd	10 cd	32 cd
Degree of protection	IP 65	IP 65	IP 65
Range of operating temperature	-55°C...+55°C	-55°C...+55°C	-55°C...+55°C
Weight	1.7 kg	1.7 kg	1.7 kg
Base	Saltwater-resistant light-metal-cast alloy, dust-proof and water-tight, RAL 1006 aviation yellow		

Construction as exemplified by POL 1



Light bulb E27/230 V Red glass dome in Fresnel optics
 Lamp holder E27
 Tension ring – stainless steel
 Rubber gasket
 Safety rope for glass dome

LUCEBIT GmbH
Konrad-Zuse-Ring 6
D-68163 Mannheim

Phone: +49 621 87 55 76 0
Fax: +49 621 87 55 76 55
E-mail: mail@lucebit.com

ERNI AGL AG
Zürichstrasse 72
CH-8306 Brüttisellen

Phone: +41 44 835 33 43
Fax: +41 44 833 07 92
E-mail: info@erni-agl.com


www.lucebit.com
www.erni-agl.com

3 Double Obstacle Light

3.1 Description


The Double Obstacle Light is a construction with two lights, which have an identical structure as the Single Obstacle Light. While the first lamp is in operation (operation lamp), the second lamp is in standby (standby lamp). In case of the failure of the operation lamp, the standby lamp will be automatically switched on.

Furthermore the construction includes the IP 64 connection box and the corresponding mounting frame.

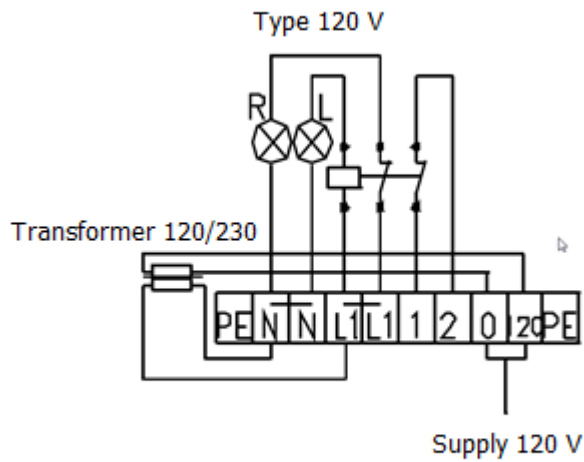
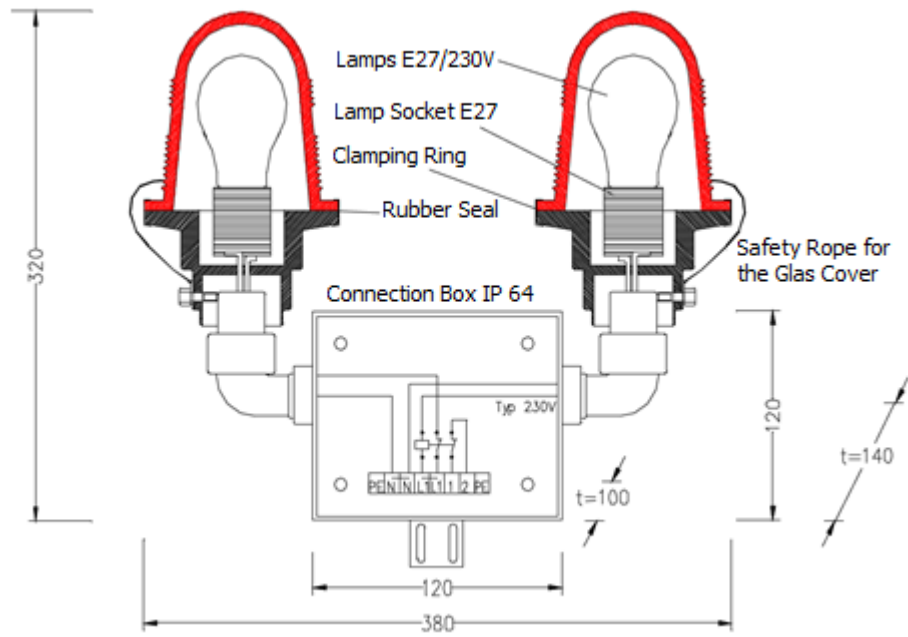


3.2 Mounting and Wiring

Please install the Double Obstacle Light on the mast according the following picture. The appropriate screws and screw nuts are included in the delivery.



If the operation lamp is broken, you can check the occurred switchover to the standby lamp via voltage-free contact.
 Please connect the power supply lines according the connection diagram below.

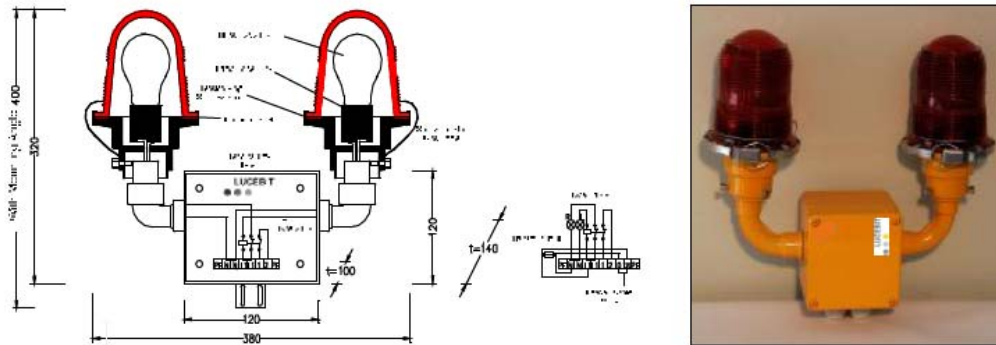


3.3 Technical Characteristics

For the technical characteristics please see the manufacturer's datasheet below.

Double Obstruction Light POL-2

LUCEBIT



Specification:

Double omni-directional light for the marking of obstacles in flight safety zones

Light intensity 10 Candela red minimum

Saltwater-resistant cast alloy, sealed dust- and water-resistant

Powder coated in RAL 1006 aviation yellow, protection class IP 65

1st lamp in operation (operation lamp), 2nd lamp in standby (standby lamp)

Automatic changeover to standby lamp if operation lamp is broken –changeover signalling via voltage-free contact

Features:

- 2 light housings made of saltwater-resistant cast alloy
- 2 stainless steel tension rings for the fixing of the glass domes
- 2 glass domes (Fresnel-optics) red, omni-directional, made of temperature-resistant glass
- 2 rubber gaskets belonging to the glass domes for dust- and water-resistant sealing
- 2 bulbs 230 V, 100 W, E27 holder, average expected life-time 8000 hours
- 2 lamp holders E27
- 1 saltwater-resistant cast alloy for transfer relay
- 1 transfer relay
- 2 cable gaskets PG 16
- 2 pipe elbows complete 90°

Standards and Regulations:

ICAO Annex 14

FAA-AC 150/5345-43

LUCD 000204e

LUCEBIT GmbH
Airport Technology

Konrad-Zuse-Ring 6
68163 Mannheim, Germany

Phone: +49 621 875576-0
Fax: +49 621 875576-55

mail@lucebit.com
www.lucebit.com